



## - Guide to Costumes, Sewing & Repair -

2026

# ANNEXES OBAKE

Thanks to your support, each Obaque show will have a costume manager (that we greatly look forward to meeting). Here are their tasks for the show:

- TWO IMPORTANT THINGS :

- Leather shoes covers do NOT go in the washing machine!! The black color bleeds onto the other costumes

- Please close properly the velcros of the five fingers shoes and then put them into a washing net before to put them in the washing machine. Otherwise the velcros will hurt the other costumes

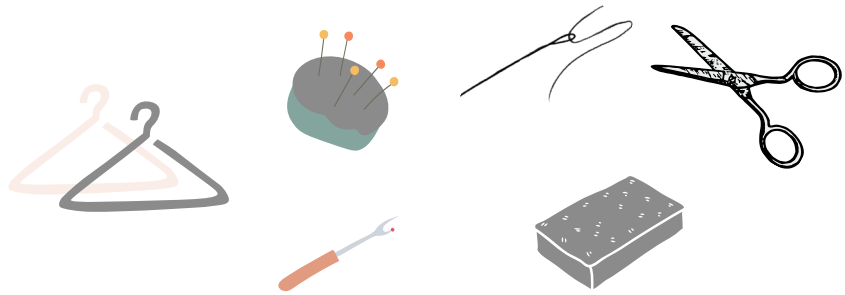
- Sort through the costumes to determine which items need to be machine-washed, and which ones need to be dusted off with a wet sponge before the next show. This will vary depending on the weather, the puddles, the amount of dust, etc. We generally wash only the bare essentials for the first performance and all the costumes for the last performance of a run.
- Please wash dance thongs/dancebelts (which will be covered in clay) and all the costume articles at 30° max. (cold water or 20° are ok)
- We never use the tumble dryer! The costumes can be hung in the dressing rooms. The fabric will air dry quickly
- Please check the seams on the costumes (especially on the 2 pairs of pants, the 2 leotards, the black sweatshirt and the grey long sleeve shirt) that will probably need to be mended by hand
- Please also check the bottom of the pant legs, where there will likely be rips in the middle of the fabric
- The cosplay pads can be let in the Leotards in the washing machine

thank  
you!

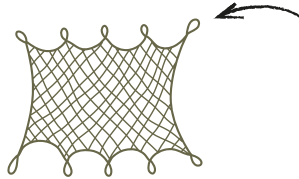

Of course we will be there with you on site if any questions come up

## Suggested materials

- Sewing scissors
- Needles
- Clothes hangers
- Pins
- Seam ripper
- Clean sponge



## Material provided by Maison Courbe



- A Washing net
- Thread for repairs:
  - Black (leotards & sweatshirt)
  - Orange (Hélène's pants)
  - Grey (Léo's shirt)
  - Dark blue (Léo's pants)
  - Beige (for any repairs on the undergarments and knee guards)

## List of costumes

- Things which will be gathered at the beginning of the show by a technician or a volunteer
- Things to gather at the end of the show (around the car)
- Things that are covered in clay and only accessible after Léo & Hélène have showered

### LÉO'S COSTUMES

- 1 baseball hat
- 1 pair of dark blue pants
- 1 grey long sleeved shirt
- 1 pair of black shoe covers
- 1 leotard and padding
- 1 pair of 'five fingers' (Vibram shoes)
- 1 pair of knee guards
- 1 beige sports bra
- 1 beige thong/dancebelt
- + 1 short and 1 T-shirt that we wear to speak with the public before the shower

### HÉLÈNE'S COSTUMES

- 1 pair of orange pants
- 1 black hooded sweatshirt
- 1 pair of brown & black shoe covers
- 1 leotard and padding
- 1 pair of 'five fingers' (Vibram shoes)
- 1 pair of knee guards
- 1 beige sports bra
- 1 beige thong/dancebelt
- + 1 short and 1 T-shirt that we wear to speak with the public before the shower

## The costume materials are:

- Lycra : Hélène's pants & underwear, Léo's shirt
- Other synthetic elastane-based costumes : Léo's pants, Hélène's sweatshirt
- Leather & EPDM : 2 pairs of shoe covers, *do not put in the washing machine!!*
- Jersey cotton & elastane : Léo's dance thong/dance belt, 2 pairs of knee guards
- Tull thick and elastic and thick black stretchy/elastic fabric : Leotards
- Cosplay pads : Inside the leotards



- Photos -  
Costumes evolution during OBAKE



Photos 1 & 2 ©Romain Boutillier  
Photos 3, 4 & 5 ©Loïc Nys

thank  
you!